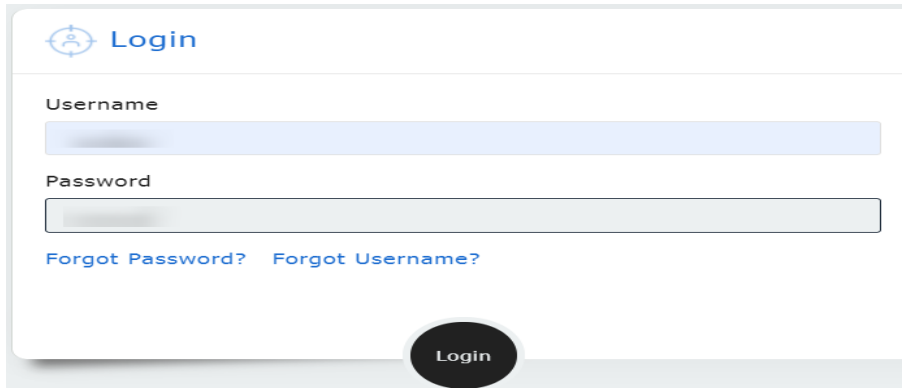


## Please follow the below steps to get the customer number

Step 1: Go to the soluship login page using the URL <https://soluship.com/> and then give your username , password and click login option.




Username

Password

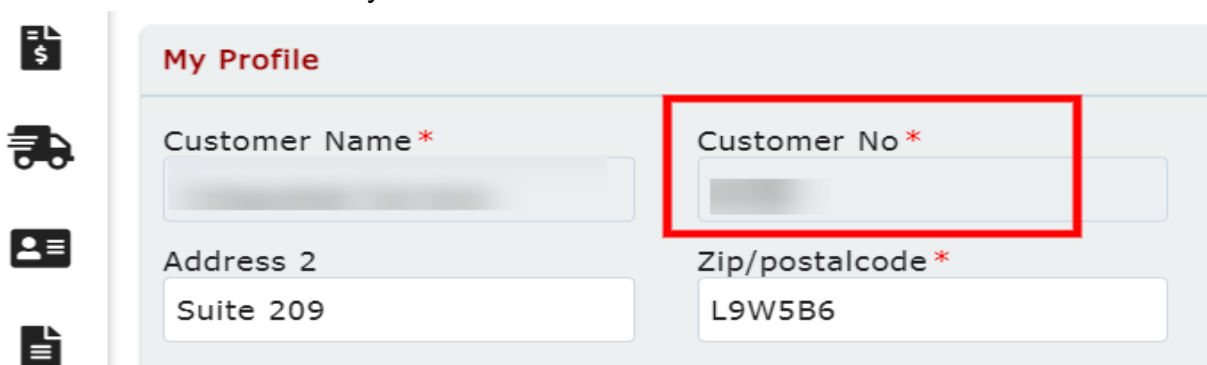
[Forgot Password?](#) [Forgot Username?](#)

Login

Step 2: After login into Soluship, Go to the Admin menu and click My Profile. It will redirect to my profile page.



Step 3: After landing the my profile page , you will be able to see the text box Customer No. In that box your number is available.



My Profile

Customer Name \*

Customer No \*

Address 2

Suite 209

Zip/postalcode \*

L9W5B6